



# TefTEC™ V Series Filter Cartridges

## Economical Absolute Rated PTFE Membrane Filter Cartridges



### Product Specifications

**Media:** Expanded PTFE Membrane

**Inner core, end caps, cage:** Polypropylene

**Support layers:** Polypropylene

**Gaskets/O-Rings:**

Buna-N, EPDM, Silicone, Teflon (gasket only), Teflon Encapsulated Viton (O-Rings only), Viton

**Micron ratings:** 0.2 µm

### Dimensions

**Nominal lengths:**

5" 9.75" 10" 20" 30" 40"  
12.7 24.8 25.4 50.8 76.2 101.6 cm

**Outside diameter:** 2.7" (6.9 cm)

**Inside diameter:** 1.0" (2.54 cm)

**Surface area:** 7.3 ft<sup>2</sup> (0.68 m<sup>2</sup>) per 10" element

### Operating Parameters

**Maximum operating temperature:**

195°F (90°C)

**Maximum differential pressure:**

75 psid @ 70°F (5.2 bar @ 21°C)

30 psid @ 176°F (2.1 bar @ 80°C)

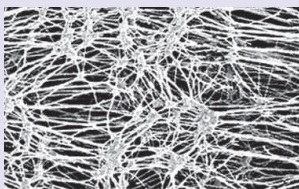
15 psid @ 195°F (1.03 bar @ 95°C)

**Maximum reverse differential pressure:**

40 psid @ 70°F (2.8 bar @ 21°C)

**Recommended change-out pressure:**

35 psid (2.4 bar)



TefTEC V cartridge filters are constructed with naturally hydrophobic PTFE membrane and polypropylene support layers and components. The economical PTFE membrane cartridge filter provides superior hydrophobicity as compared to polypropylene filters commonly used in compressed air applications, making it ideally suited for utility as well as tank vent applications, without the higher costs of the typical PTFE filter. Additionally, the filter has been demonstrated to produce sterile air utilizing a bacterial aerosol challenge methodology, emulating the actual removal character of the filter in vent applications.

### FEATURES & BENEFITS

- Single-layer construction provides superior flow rates and minimizes filtration system size
- 100% Flushed with 18 megohm DI water and integrity tested
- Filters are manufactured, flushed, tested and packaged in an ISO Class 7 Cleanroom Environment
- Each filter element stamped with pore size, lot and serial number for identification and traceability
- Demonstrated bacterial removal in air with an aerosol challenge level of 10<sup>7</sup> Brevundimonas diminuta/10" cartridge
- Complete qualification guide available

### CERTIFICATIONS

- USP Class VI: Meets USP Class VI Biological Test for Plastics
- FDA Listed Materials: All materials comply with FDA Title 21 of the Code of Federal Regulations Sections 174.5, 177.1520, and 177.1550 as applicable for food and beverage contact.

### TYPICAL APPLICATIONS

- Tank Vents
- Aggressive chemicals
- Solvents
- Compressed gases
- Strong acids/bases

### PERFORMANCE SPECIFICATIONS

- Steam/Autoclave: Cartridges will withstand at least 50 steam/autoclave 30 minute cycles @ 275°F (135°C)
- Integrity Test Values: Air Diffusion per 10 inch cartridge wet with 60/40 IPA/water. Contact Graver Technologies for specific method.

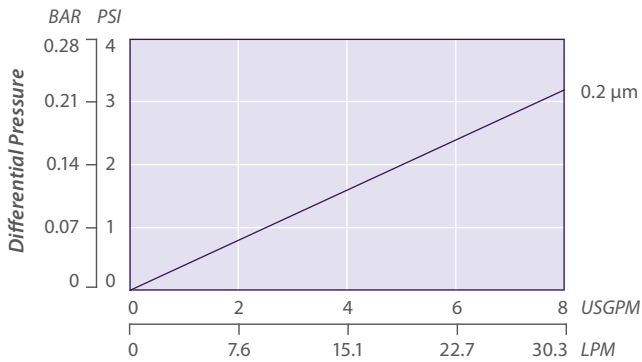
## TEFTEC V NOMENCLATURE INFORMATION

Filter Type	Retention Rating (microns)	Nominal Length (inches)		End Configuration		Gasket or O-Ring		
TefTEC V Series	0.2	-5	-20	P	Double Open End	B	Buna-N	
		-9.75*	-30	P2	226/Flat Single Open End	E	EPDM	
		-10	-40	P3	222/Flat Single Open End	S	Silicone	
					P7	226/Fin Single Open End	T	Teflon encap. Viton (O-Rings only)
					P8	222/Fin Single Open End	V	Viton
Example: TefTEC V 0.2-20P2S				AM	Single Open End, Internal O-Ring			
				NPC	Double Open End, Internal O-Ring			
TefTEC V	0.2	-20		P2		S		

\*Available only for DOE (P) configuration

### TEFTEC V FLOW RATE

Typical Flow Rate Clean Water at Ambient Temperature (per 10" cartridge)



For liquids other than water, multiply pressure drop by the fluid viscosity in centipoise

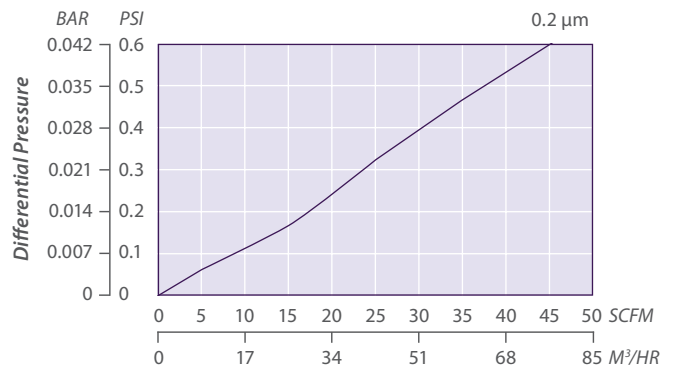
### INTEGRITY TEST SPECIFICATIONS

Air Diffusion per 10-inch cartridge wet with 60/40 IPA/water. Contact Graver Technologies for specific method.

Pore Size	Specification
0.2 µm	≤ 30 cc/min @ 9 psig (0.6 bar)

### TEFTEC V AIR FLOW RATE

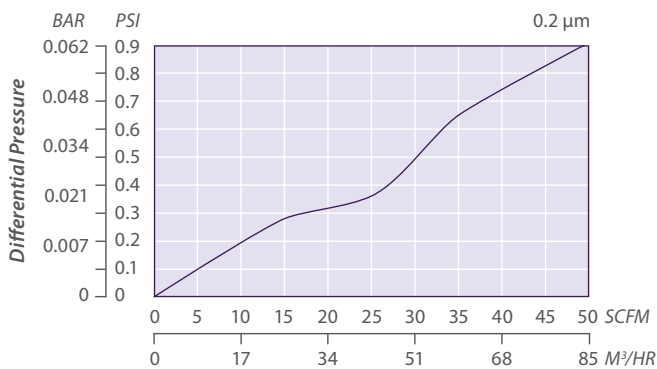
Air Flow Rate (per 10" cartridge)



Test conditions: System pressure at 30 psig, 65°F (18°C)

### TEFTEC V AIR FLOW RATE

Air Flow Rate (per 10" cartridge)



Test conditions: System pressure at <10 psig (vent), 65°F (18°C), outlet open to atmosphere

#### FOR MORE INFORMATION

GTX-354 7-16

DISTRIBUTED BY

Customer Service/ Technical Support: 1-888-353-0303

Europe (UK): +44-1424-777791 | China: +86-21-5238-6576 | Asia: +65-9635-7690

All information and recommendations appearing in this bulletin concerning the use of products described herein are based on tests believed to be reliable. However, it is the user's responsibility to determine the suitability for his own use of such products. Since the actual use by others is beyond our control, no guarantee, expressed or implied, is made by Graver Technologies as to the effects of such use or the results to be obtained. Graver Technologies assumes no liability arising out of the use by others of such products. Nor is the information herein to be construed as absolutely complete, since additional information may be necessary or desirable when particular or exceptional conditions or circumstances exist or because of applicable laws or government regulations. TefTEC is a trademark of Graver Technologies, LLC.



Graver Technologies | 302-731-1700 | 800-249-1990  
info@gravertech.com | www.gravertech.com

A member of The Marmon Group—A Berkshire Hathaway Company

